



(1) **Supplementary EU - Type Examination Certificate No.5**

(2) **Component Intended for use on/in an Equipment or Protective System
Intended for use in Potentially Explosive Atmospheres
(Directive 2014/34/EU)**

(3) EU - Type Examination Certificate number:

FTZÚ 11 ATEX 0040U

(4) Product: **Terminal blocks types:**

MYK*; MYPK*; MYSK*; PYK*; WGO*; AVK*; PIK*; PEK*

(5) Manufacturer: **Klemsan Elektrik Elektronik San ve Tic. A.Ş.**

(6) Address: **Kızılızüm Mah.Kızılızüm Cad.No:15; 35730- Kemalpaşa; İZMİR; Turkey**

(7) This supplementary certificate extends EC - Type Examination Certificate No. FTZÚ 11 ATEX 0040U to apply to products designed and constructed in accordance with the specification set out in the Schedule of the said certificate but having any variations specified in the Schedule attached to this certificate and the documents therein referred to.

(8) The Physical-Technical Testing Institute, Notified Body number 1026, in accordance with Articles 17 of Directive 2014/34/EU of the European Parliament and of the Council, dated 26.02.2014, certifies that this product, as modified by this supplementary certificate, has been found to comply with the Essential Health and Safety Requirements relating to the design and construction of products intended for use in potentially explosive atmospheres given in Annex II to the Directive.

(9) In accordance with Article 41 of Directive 2014/34/EU, EC-Type Examination Certificates referring to 94/9/EC that were in existence prior to the date of application of 2014/34/EU (20.04.2016) may be referenced as if they were issued in accordance with Directive 2014/34/EU. Supplementary Certificates to such EC-Type Examination Certificates, and new issues of such certificates, may continue to bear the original certificate number issued prior to 20.04.2016.

(10) Compliance with the Essential Health and Safety Requirements has been assured by compliance with:

EN IEC 60079-0:2018; EN 60079-7:2015

(11) The marking of the product shall include the following:

 **II 2G Ex eb IIC Gb**

 **I M2 Ex eb I Mb**

(12) This certificate is valid till: **31.03.2024**

Responsible person:


Dipl. Ing. Lukáš Martinák
Head of Certification Body



Date of issue: 13.03.2019

Page: 1/3

This certificate is granted subject to the general conditions of the FTZÚ, s.p.
This certificate may only be reproduced in its entirety and without any change, schedule included.



Physical-Technical Testing Institute
Ostrava - Radvanice

(13)

Schedule

(14) **Supplementary EU - Type Examination Certificate No. 5
to FTZÚ 11 ATEX 0040U**

(15) Description of the variation to the Ex-component:

The subject of this supplementary certificate is:

- Evaluation according to the new editions of the standard: EN IEC 60079-0:2018;
- Prolongation of certificate validity;
- Modification of the terminals blocks rated voltages, see table below;
- Schedule of limitations have been updated;
- Component Ex marking has been extended of group I, protection level EPL Mb.


Technical parameters and construction of the component excepting above described modifications remain unchanged.


Basic technical parameters:

Terminal blocks type	Max rated voltage [V]	Max current in case of max cross-section [A]	Cross-section of conductors [mm ²] solid / stranded
MYK 2,5	320 / 500	18	0,5-2,5
MYPK2,5	320 / 500	18	0,5-2,5
MYSK 2,5	320 / 500	18	0,5-2,5
PYK 6	800	36	0,5-6
PYK 10	800	50	0,5-10
PYK 2,5-3F	500	18	0,5-2,5
PYK 2,5-3FT	400	18	0,5-2,5
WGO 1	250	36	1,5-6
WGO 2 IR	400	50	1,5-10
WGO 3	250	36	1,5-6
AVK 4GD	400	26	0,5-4
PIK 4FS	400	17	0,5-4
PEK 35 I	630	97	6-35

- The range also includes seven earth terminals marked: MYK 2,5T; PYK 6T; PYK 10T.
- An earth terminals currents bars are electrically interconnected with rail, except for the type PYK 2,5-3FT, where the extra earth current bar electrically connected with rail is used.
- Temperature rises in case of max. current and nominal cross section did not exceed 40K.

Responsible person:


Dipl. Ing. Lukáš Martinák
Head of Certification Body



Date of issue: 13.03.2019

Page: 2/3



Physical-Technical Testing Institute
Ostrava - Radvanice

(13) **Schedule**

(14) **Supplementary EU - Type Examination Certificate No. 5
to FTZÚ 11 ATEX 0040U**

(16) Report Number.: 11/0040/5 dated 13.03.2019

(17) Schedule of Limitations:

1. Allowed service temperature range is from -60 °C to +85 °C.
2. Sliding bridge of terminals type WGO1; WGO3 and WGO 2 IR – shall be tightened down properly and shall be in connected position. Disconnection of sliding bridge is possible only in case of absence of any hazardous atmosphere.
3. In case of terminals blocks PIK 4FS conductors connected on to screw-less connector shall not be lead out of the enclosure.
4. The end terminals type MYK2,5, MYPK2,5 and MYSK 2,5 shall be covered with associated end plate to achieve rated voltage 500V. Rated voltage of the terminals type MYK2,5, MYPK2,5 and MYSK 2,5 without end plate is 320V.
5. See Instruction Manual No. Ex-UM 01.

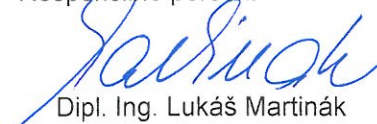
(18) Essential Health and Safety Requirements:

Compliance with the Essential Health and Safety Requirements is covered by standards mentioned in clause (10) of this supplementary certificate.

(19) Drawings and Documents:

Number	Issue	Date	Description
Ex-UM 01	08	11.03.2019	User's manual
Ex-KLM-TDS-40U/06U	-	12.03.2019	Drawing
Ex_04032019_01	00	04.03.2019	Drawing
Ex_04032019_02	00	04.03.2019	Drawing
Ex_04032019_03	00	04.03.2019	Drawing
Ex_04032019_04	00	04.03.2019	Drawing
Ex_04032019_05	00	13.03.2019	Drawing
0.1.0.0.446429	00	24.09.2018	Drawing
0.1.0.0.446439	00	24.09.2018	Drawing

Responsible person:


Dipl. Ing. Lukáš Martinák
Head of Certification Body



Date of issue: 13.03.2019

Page: 3/3

This certificate is granted subject to the general conditions of the FTZÚ, s.p.
This certificate may only be reproduced in its entirety and without any change, schedule included.